

WEST YORK AREA
SCHOOL DISTRICT
2018-2019
ANNUAL REPORT



West York Area School District
2605 W. Market Street
York, PA 17404
www.wyasd.k12.pa.us

WEST YORK AREA SCHOOL DISTRICT

LEADERSHIP

BOARD OF SCHOOL DIRECTORS

Mr. Todd Gettys, *President*
Ms. Jeanne Herman, *Vice President*
Mr. George Margetas, *Treasurer*
Mr. Donald Carl
Mr. Rodney Drawbaugh
Mr. Douglas Hoover II
Mr. Lynn M. Kohler
Ms. Suzanne Smith (not pictured)
Mr. David Strine



Dr. Todd M. Davies,
Superintendent



Ms. Erin N. Holman,
Assistant Superintendent

DISTRICT ADMINISTRATORS

Ms. Melissa M. Appnel, *Director K-12 Ed. & Assessment*
Mr. Anthony L. Campbell, *MS Principal*
Mr. Steve L. Clutter, *Technology Director*
Mr. Wayne A. Dull, *HS Assistant Principal*
Ms. Cindi M. Greco, *Communications Coordinator*
Ms. Wendy D. Grentz, *Title I/Lang. Arts Coordinator*
Mr. Frank T. Hawkins, *Athletic Director*
Mr. Jonathan D. Hoffman, *Wallace Elementary Principal*
Ms. Heather A. Hossler, *Asst Director Spec Ed/Pupil Svc*
Ms. Carrie R. Jones, *HS Principal*

Ms. Catherine M. Kveragas, *Lincolnway Elem. Principal*
Mr. Jeffrey L. Ludwig, *Supervisor of Buildings & Grounds*
Ms. Kelly S. Mefford, *HS Assistant Principal*
Mr. Matthew E. Minacci, *MS Assistant Principal*
Mr. Ivan A. Quinones, *School Safety & Security Coordinator*
Mr. Scott C. Rutkowski, *Food Services Director*
Ms. Sheri L. Schlemmer, *Business Manager*
Ms. Jenna L. Sloan, *Trimmer Elementary Principal*
Ms. Traci L. Stauffer, *Director of Spec.Ed/Pupil Services*
Ms. Beth J. Thieret, *Human Resources Director*

OUR MISSION: EVERY STUDENT EVERY DAY

West York Area School District is a public school entity located in south-central Pennsylvania serving approximately 2,900 students in kindergarten through 12th grade who live in the Borough of West York and the Township of West Manchester.

In West York, our purpose is twofold: 1) create **opportunities for our students to thrive**, and 2) develop **world-class citizens**. Ultimately, our aim is to equip West York graduates for more and better opportunities to thrive in an increasingly complex and competitive society while also empowering graduates to lead with integrity, empathy, and respect for others.

Please feel free to contact us to discover how our highly qualified teachers and staff fulfill our mission of *Every Student Every Day!*



DISTRICT LOCATIONS & CONTACT NUMBERS

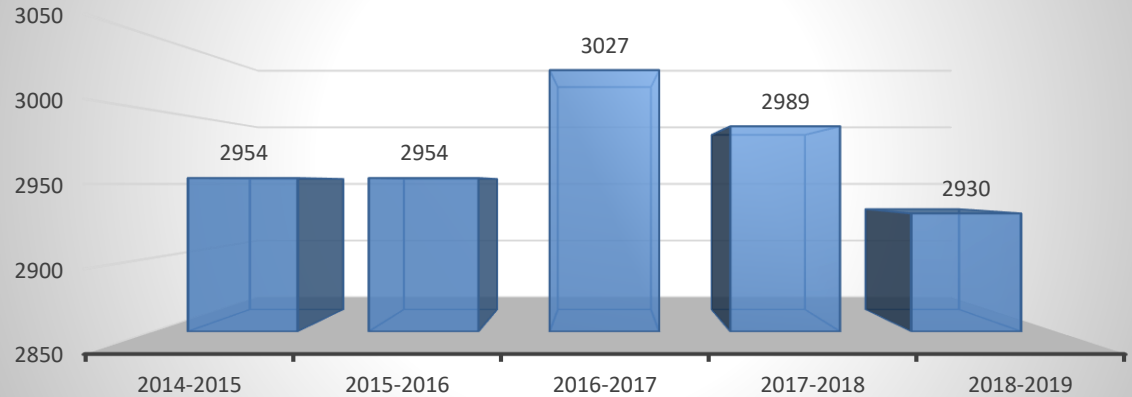
- District Administration
717.792.2796
- West York Area High School
717.845.6634
- West York Area Middle School
717.845.1671
- Trimmer Elementary School
717.764.6586
- Lincolnway Elementary School
717.792.3902
- Wallace Elementary School
717.764.6869

STUDENT ENROLLMENT

We must have a clear picture of who we are as a school district to establish and develop an instructional program that meets the needs of our students and fosters student growth.

West York Area School District has made it our mission to provide **Every Student Every Day** with the very best education through meaningful opportunities.

Five Year Enrollment History



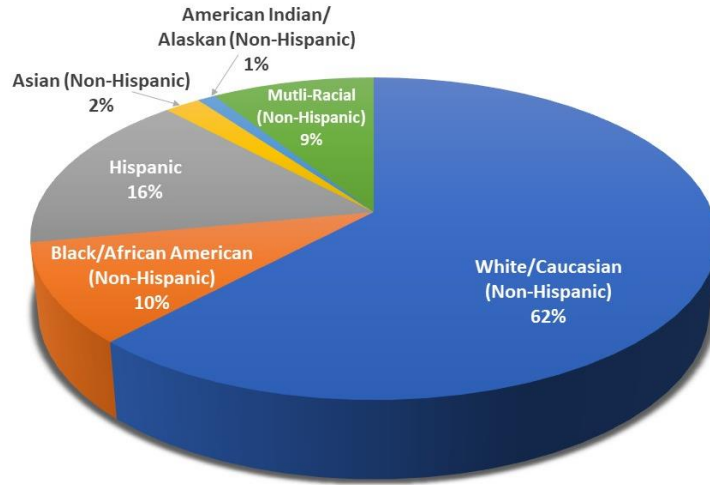
Student Breakdown by School

- 437 Wallace Elementary (Grades K-1)
- 486 Lincolnway Elementary (Grades 2-3)
- 420 Trimmer Elementary (Grades 4-5)
- 720 West York Area Middle School (Grades 6-8)
- 867 West York Area High School (Grades 9-12)



STUDENT ENROLLMENT

2018-2019 Student Snapshot

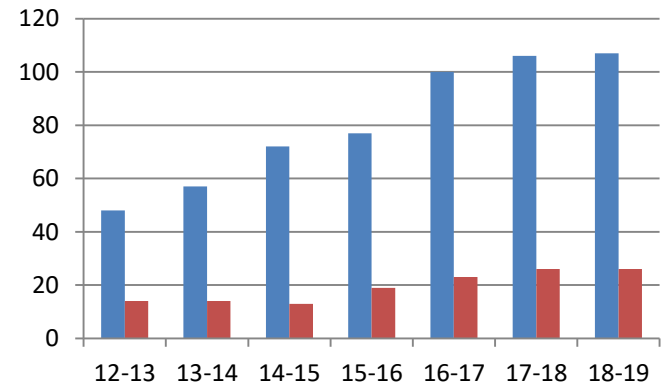


- 756 HS students were enrolled in Honors Courses.
- 110 HS students were enrolled in AP Courses.
- 15 HS student were enrolled in College in HS Courses.
- 39.8% of MS students were on Honor Roll.
- 44.8% of HS students were on Honor Roll.
- 12 seniors were honorees at the Superintendent’s Summa Cum Laude (GPA 98% for HS career).
- 46 students experiencing homelessness during the 2018-2019 school year; this is a 44.5% increase over the past 5 years.
- 535 students received special education support services in the 2018-2019 school year.
- 122 students received gifted support services in the 2018-2019 school year.
- 24 different languages are represented across our student population as the primary language spoken in the home.



English Learners Enrollment

(Number of Students Active/Monitored*)



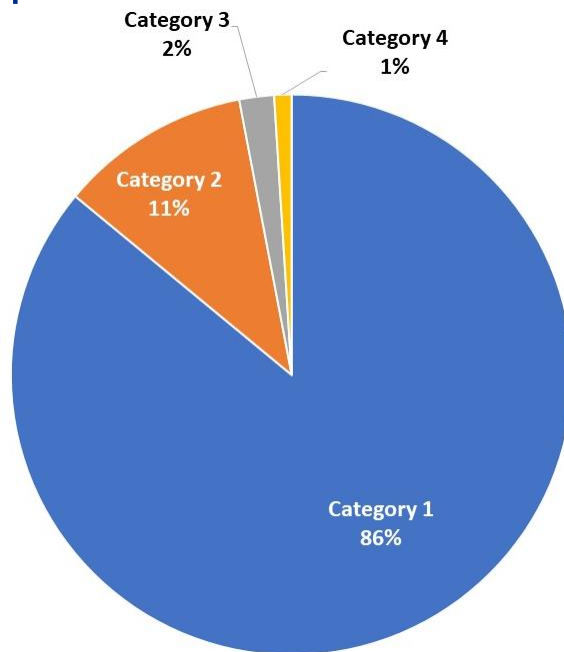
*Monitored students have attained English proficiency but are actively monitored before full dismissal from the ESL program by District personnel by tracking student progress in all core academic classes and soliciting feedback from core academic teachers periodically throughout the school year.

SPECIAL EDUCATION



Special Education Enrollment by Disability	Percentage (Dec. 1, 2018 Data)
Autism	10%
Emotional Disturbance	9%
Hearing Impairment	1%
Intellectual Disability	7%
Multiple Disabilities	1%
Other Health Impairment	12%
Specific Learning Disability	45%
Speech & Language Impairment	14%
Vision Impairment	1%

Special Education Costs Per Student



Actual dollar amount spent on each of the special education students/services distributed in cost ranges:

- **Category 1:** \$1 - \$25,884.67
- **Category 2:** \$25,885.68 - \$51,769.36
- **Category 3:** \$51,769.37 - \$77,654.04
- **Category 4:** \$77,654.05 and over

CAREER & COLLEGE READINESS

Career and College Readiness is a K-12 initiative where students are exposed to a variety of careers and skills at all levels to prepare students for future success.

- **Job Fair** - 9 businesses, 1 post secondary, and YCAL
 - Students had the opportunity during lunch on Job Fair day to visit with various businesses, YCAL and one post secondary institution to learn about them and to learn about available opportunities.
- **YCAL Career Exploration Program** - 35 students participated in the YCAL Career Exploration Programs and some students participated in multiple programs.
- **Apprenticeship Programs** - The goal for each program is hands-on experience in various trade fields. Two students completed the Kinsley's Pre-Apprenticeship program and both students were hired upon graduation. One student participated in the Manufacturer's Pre-Apprenticeship.
- **HAAC Academy** - 17 students took HACC Academy courses (6 - Nurse Aide, 5 - Welding, 6 - Auto Tech).
- **Penn State Educational Opportunity Center**, a federal program dedicated to aiding individuals in furthering their education, sent a counselor regularly throughout the school year to meet with 20 seniors who qualified for this program.
- **Junior Achievement** –
 - Students in Grade 5 participated in the Junior Achievement curriculum provided through their homeroom teacher before attending the field trip to JA Biztown.
 - Middle School students participate in the YES (Your Economic Success) Program, where students rotate through various stations to learn about various career readiness skills such as entrepreneurship, teamwork, and finances.
 - High School
 - 10th grade students participate in the JA STEM Summit where they explore STEM (Science, Technology, Engineering, Math) careers
 - 11th grade students participate in JA Real Life where local business leaders present topics such as finance, budgeting, and future planning.



STUDENT ACHIEVEMENTS

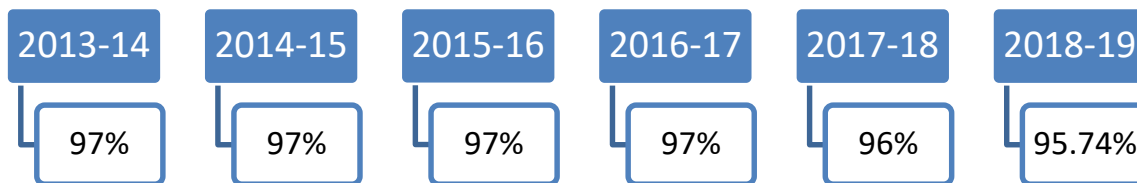
- **Scholarships** – 41 of our 181 graduates received scholarships, including 39 from the West York Foundation totaling \$39,000
- **77%** of graduating seniors went on to 2- or 4-year college
- **12** Seniors were honored at the annual **Superintendent's Summa Cum Laude Banquet** having maintained a GPA of 98 or higher for their high school career
- **HACC Auto Tech Program** Highest Grade and Perfect Attendance awarded to WY student.
- **St. Matthew's Installation Scribble Award** - Our Art Teacher at Trimmer Elementary School, Ms. Loucks, celebrated National Scribble Day and Trimmer Elementary was **awarded National Scribble Day Building Display Award 2019**. They received an author skype visit assembly and \$250 towards our art program.
- **Student Council's Mini-thon** raised \$44,507.48! bringing our District total to \$204,587.94 for Four Diamonds. Four Diamonds supports families of children with cancer through Penn State Children's Hospital.
- **Model UN**—Students, referred to as Delegates, simulate proceedings of the United Nations. They are each assigned a country to represent in one of the UN's numerous committees with pre-set topics to debate. WY students earned two awards – Outstanding First Year Delegate Award and Outstanding Country Team Award.
- **Future City** – Ms. Gallup's MS class won "Best Place to Live" with their Rio de Janeiro city submission at the Future City Regional Competition.



ATTENDANCE

When students attend school consistently, they are more likely to succeed academically. A missed school day is a lost opportunity for students to learn! The average daily attendance for students in the West York Area School District remains well above 90%.

West York Average Daily Attendance



GRADUATION

Graduation rates are key in assessing the performance of the District. West York has consistently met graduation rate expectations.

West York Graduation Rate

Year	14-15	15-16	16-17	17-18	18-19
Rate	90%	90%	90.61%	92%	89.09%



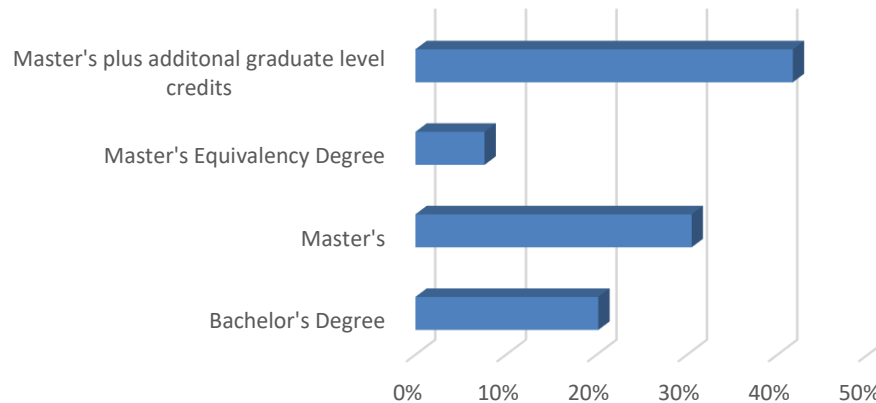
FACULTY & STAFF

In the 2018-19 school year:

- Eighty-two percent (82%) had three or more years of service in the District. Of the 82%, they had an average of 15 years of service.
- The WYASD employed 223 professional employees (teachers, guidance counselors, and school nurses).
 - 132 Employees celebrated 10 years or more of service.
 - 13 Employees celebrated 25 years or more of service.
 - 6 Employees celebrated 30 years or more of service.



Percentage of Teaching Staff within Each Degree Category



FISCAL FACTS

The WYASD is committed to supporting systemic measures that ensure the ethical, efficient and strategic use of fiscal, operational, human, and capital resources to ensure long-term financial health and stability. A detailed account can be found online in the [June 2019 Annual Financial Report](#).

2018-2019 Budget: \$57,503,102*

Budgeted Expenses

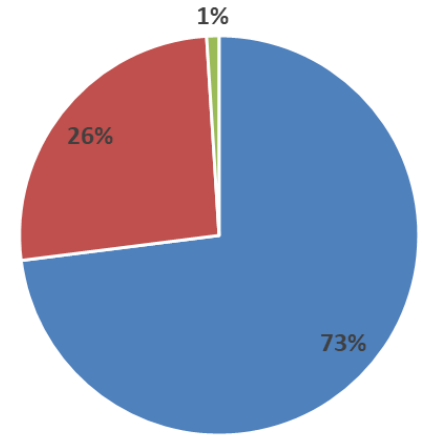
61%	Salaries/Benefits
12%	Special Education
8%	Debt Service
7%	Pupil Services
4%	Transportation
3%	Maintenance
1%	Technology
4%	Other

Millage – 24.2238

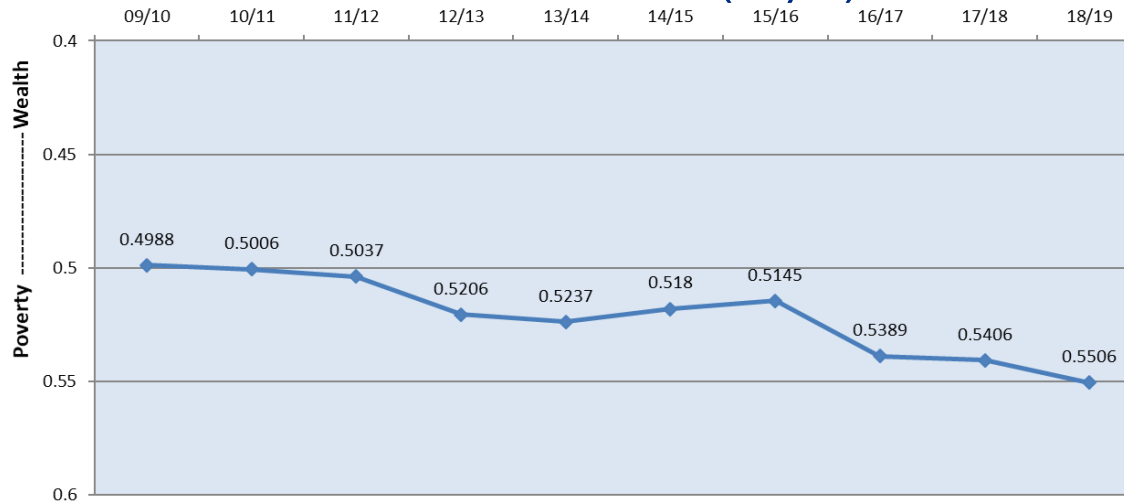
*unaudited

Revenue Sources

- **Local Sources - 73%** The largest portion of the District's operating revenues comes from the community.
- **State Sources - 26%** Funds are provided by the state of Pennsylvania for education and other related expenses.
- **Federal/Other Sources - 1%** Includes federal and miscellaneous revenue.



Market Value Personal Income (MV/PI) Aid Ratio




STUDENT NUTRITION

Proper nutrition is important to student growth and development. The West York Area School District is committed to ensuring all students have access to healthy meals at school.

The Student Nutrition Department successfully expanded the summer lunch program this year to include lunch and an organized activity. Over 2,300 meals were served during the months of June, July and August; that's 64% increase from the prior year when the program was launched.



	<u>2016-2017</u>	<u>2017-2018</u>	<u>2018-2019</u>
TOTAL BREAKFASTS SERVED:	102,301	105,400	113,590
TOTAL LUNCHES SERVED:	312,821	325,211	337,230
TOTAL SUMMER LUNCHES SERVED:	0	1,422	2,325



2018-19 Free/Reduced Meals Served


In promoting student health, the District provides free or reduced price meals for students who qualify in compliance with Federal and State regulations.

The total 2018-19 District participation in the National School Lunch Program was 53.1%, up from 50.25%.

1,540 students received free/reduced lunches during the 2018-2019 school year.
This is a 1.5% decrease from the 2017-2018 school year; a year in which the District experienced a 30% increase.

STUDENT WELLNESS

- Our Flu Shot Clinic administered 210 flu shots
- Blood Drive - 65 pints collected from 101 donors
- Mental/Emotional Support initiatives
 - *Hope Club* – won 1st Place in the “Light it Green for Mental Health Contest”
 - Student Assistance Program (SAP – Middle and High Schools)
 - Group and Individual Counseling through Holcomb Behavioral Health (formerly Family-Child Resources) and PA Comprehensive Behavior Health
 - K-pets—L-way/Wallace
 - Safe2Say Something
- Summer Lunch/Activities Program
 - Open for 39 days
 - Served a total of 2,632 lunches
 - Approximately 50% of those who came for lunch stayed and participated in a variety of fun, educational activities
- Take home lunches provided to students on early dismissals if requested
- Bev’s Blessings Food Distribution - 191 Wallace/Lincolnway families on our free/reduced lunch list received a backpack of food each Friday for the children to have additional food for the weekend



School Nurse Day!



TRANSPORTATION

Transportation for District students is provided in accordance with law and West York Area School District Board Policy. The WYASD Transportation Department contributes to student achievement by providing our students with a safe and reliable means of getting to and from school on a daily basis.

- Number of WYASD Students Provided Bus Transportation: 2,849
- Number of Buses: 28
- Number of Vans: 21
- Daily Miles Traveled by Buses and Vans: 2,906
- Total Number of Miles Buses and Vans Traveled: 532,507



BUILDINGS and GROUNDS

- 83 – Number of acres maintained by the District’s Buildings and Grounds Team.
- 639,289 – Number of square feet (buildings) maintained by the District Buildings and Grounds Team.



ATHLETICS

Team sports surpass the obvious health and fitness advantages. Students involved in scholastic athletics learn teamwork and cooperation, foster friendships and form bonds with teammates and coaches. They also learn valuable leadership skills. The West York Area School District is proud of our many athletic teams and individual players, at all levels.



FALL 2018

- 223 student-athletes participated in nine High School sponsored programs
- 72 student-athletes participated in two Middle School sponsored programs
- 295 student-athletes participated in fall athletics programs

Cumulative Records:

Senior High Varsity Overall Records: 107-64

Senior High Varsity League Records: 85-53

Junior High Overall Records: 17-46-8

WINTER 2018

- 106 student-athletes participated in six High School sponsored programs
- 67 student-athletes participated in three Middle School sponsored programs
- 173 student-athletes participated in winter athletics programs

Cumulative Records:

Senior High Varsity Overall Records: 43-37

Senior High Varsity League Records: 24-18

Junior High Overall Records: 63-13

SPRING 2019

- 205 student-athletes participated in eight High School sponsored programs
- 106 student-athletes participated in four Middle School sponsored programs
- 311 student-athletes participated in the spring athletics program

Cumulative Records:

Senior High Varsity Overall Records: 60-60

Senior High Varsity League Records: 44-45

Junior High Overall Records: 32-30-2

A DAY IN THE LIFE AT WEST YORK!

